

**Dairy  
Spares**



***Calf  
and  
Lamb***  
**Product  
Catalogue**  
**2024**



## CONTACTS

### Anita Davies

Sales Manager  
m: 07970 000581  
e: [adavies@dairyspares.co.uk](mailto:adavies@dairyspares.co.uk)

### Tim Nixon

Area Sales Manager  
m: 07970 000583  
e: [tnixon@dairyspares.co.uk](mailto:tnixon@dairyspares.co.uk)

### Simon Marsh

Area Sales Manager  
m: 07970 000522  
e: [smarsh@dairyspares.co.uk](mailto:smarsh@dairyspares.co.uk)

### Hughie Williams

Area Sales Manager  
m: 07970 000582  
e: [hwilliams@dairyspares.co.uk](mailto:hwilliams@dairyspares.co.uk)



[facebook.com/dairyspares](https://facebook.com/dairyspares)



[twitter.com/dairyspares](https://twitter.com/dairyspares)



[instagram.com/dairyspares](https://instagram.com/dairyspares)



[youtube.com/dairyspares](https://youtube.com/dairyspares)

*All TI (Technical Information) and MSDS (Material Safety Data) sheets  
can be downloaded from the website.*

**Sales Telephone:**

**01948 667676**

**Sales Email:**

**[sales@dairyspares.com](mailto:sales@dairyspares.com)**

**Website:**

**[www.dairyspares.co.uk](http://www.dairyspares.co.uk)**



# CALF AND LAMB PRODUCT CATALOGUE

## Contents



### Milk Bar™

Milk Bar™ Calf Teats	3
Milk Bar™ Automatic Calf Teat	5
Milk Bar™ Ad Lib Feeder	5
Milk Bar™ 'Revolution' Teat	5
Milk Bar™ Single Calf Feeders	7
Milk Bar™ Group Calf Feeders	9
Milk Bar™ Feeder Accessories	10
Milk Bar™ Mobile Calf Feeders	11
Milk Bar™ Calf Buddy™ Feeders	13



### Trusti Systems

Trusti Tuber Generation 2	15
Trusti and Flexi Tuber Generation 1	17
Trusti and Flexi Tuber Spares	17
Trusti Colostrum Bags	19
Trusti Pasteur Pro	21
Refractometers	21



### Calf Husbandry

Calf Coats	23
Calf Buckets	23
Calf Play Ball	23
Betterstart Bottle	23
Hutch Buckets	25
Rotating Calf Brush	25
Milk Warmer	25



### Lamb Husbandry

Milk Bar™ Lamb/Kid Feeders	27
Trusti Tuber for Lamb/Kid	29
Trusti Colostrum Bags for Lamb/Kid	29
Handy Little Milker	29



## CALF REARING NATURALLY

Part No.	Description	Size / Suitable For
<b>MILK BAR™ CALF TEATS</b>		
MBA10A	Milk Bar™ Calf Teat Black Firm Square Hole (10Pk)	
MBA10B	Milk Bar™ Calf Teat Black Firm Square Hole (50Pk)	
MBA10R	Milk Bar™ Calf Teat Black Firm Round Hole For Tubing (10Pk)	
MBA01A	Milk Bar™ Calf Training Teat Yellow Supple Square Hole (10Pk)	
<b>MILK BAR™ TEAT CAP</b>		
MBA67P	Milk Bar™ Retro Fit Cap (10Pk)	





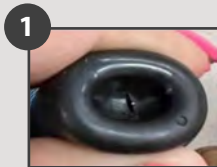
Lasts up to 100 feeds



Milk Bar teats grow on trees  
100% natural rubber




### NATURAL RUBBER WEAR



- Day 1: New calf, new teat and the teat feeds with greatest resistance.
- During use: the rubber under goes a natural process of wear, and the teat grows old with the calf.
- Discard teat - end of life.



## CALF REARING NATURALLY




MBA10A



MBA10A




MBA10B



MBA10R

Teat adapted with a round hole for tubing.



MBA01A



FITTING



## RETRO FIT CAP

Adapting Milk Bar teats to fit Stallion feeders.



MBA67P



## HOW THE MILK BAR<sup>SM</sup> TEAT WORKS

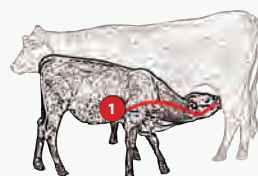


The Milk Bar<sup>®</sup> teat is designed with:

- internal web



- inverted nipple



MILK



WATER

- ✓ Milk goes into the stomach **1**
- ✓ Water passes into the rumen **2**
- ✓ Teat height 60cm





# CALF REARING NATURALLY

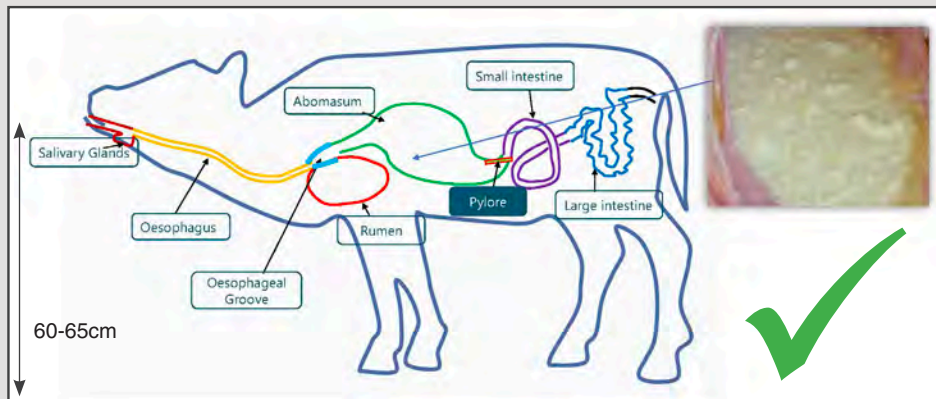
Part No.	Description	Size / Suitable For
<b>MILK BAR™ CALF TEAT FOR AUTOMATIC SYSTEMS</b>		
MBA12A	Milk Bar™ Calf Teat For Automatic Systems Black Maximum 20 Calves/Teat (10Pk)	
<b>MILK BAR™ AD LIB CALF FEEDER</b>		
MBA66L	Milk Bar™ Calf Ad Lib Feeder 4 Teats c/w Ezi-Lock Hooks and Lid	60ltr
MB43	Blanking Plug Complete for Milk Bar™ Feeders (Single)	
<b>MILK BAR™ 'REVOLUTION' SNAP ON TEAT FOR BOTTLE SYSTEMS</b>		
MBA02A	Milk Bar™ Calf 'Revolution' Snap On Teat for Calf Bottle Black (10Pk)	



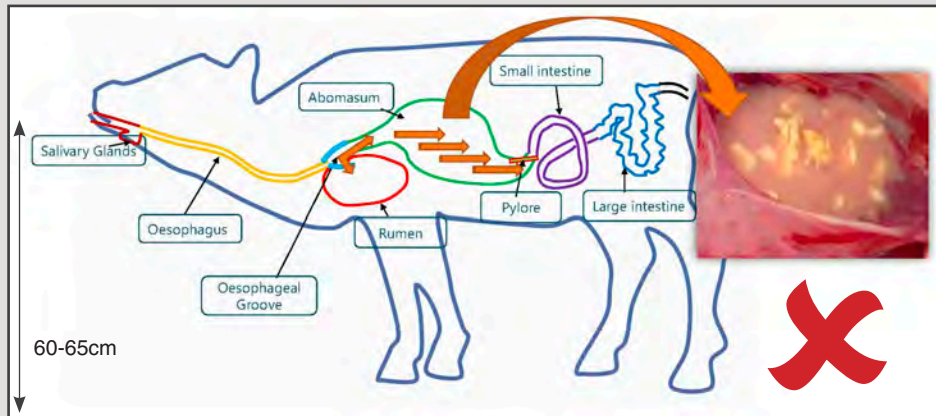
## Controlling the flow of milk and regulating the drinking speed improves calf health.



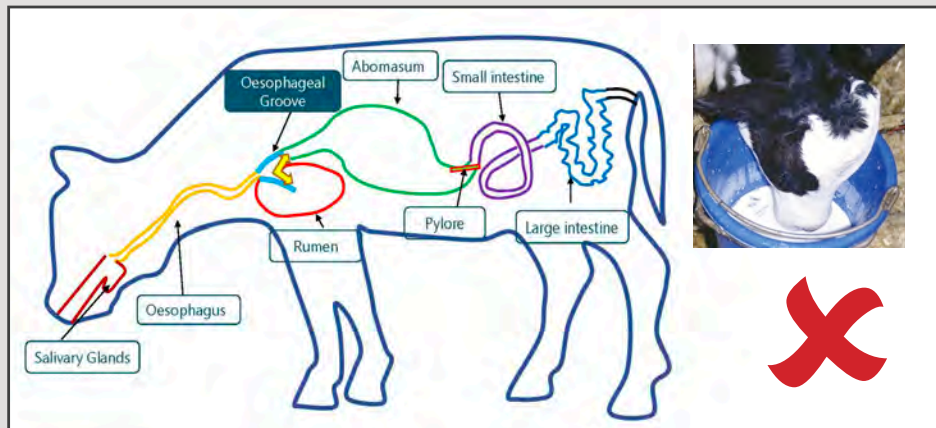
**Fed Teat**



**Fast Fed Teat**



**Drinking milk from a bucket**





## CALF TEAT FOR AUTOMATIC SYSTEMS



MBA12A

Lasts up to 700ltrs



## AD LIB CALF FEEDER

DAY 1-13: Twice/day feeding

DAY 14+: Ad lib feeding



MBA66L



MB43



MBA66L



c/w Lid



## 'REVOLUTION' SNAP ON CALF TEAT FOR BOTTLE SYSTEMS

Fits Snap On Calf Bottle



MBA02A





## CALF REARING NATURALLY

Part No.	Description	Size / Suitable For
<b>MILK BAR™ CALF BOTTLE</b>		
MB40	Milk Bar™ Calf Training Bottle Black Teat	3ltr
MB40Y	Milk Bar™ Calf Training Bottle Yellow Teat	3ltr
MB41A	Milk Bar™ Cap for Calf/Lamb Bottle	
<b>MILK BAR™ SINGLE CALF FEEDER</b>		
MB20	Milk Bar™ 1 Calf Feeder c/w Hooks to fit 25mm Rail (No Lid)	3.4ltr
MB20H	Milk Bar™ Hook Only for MB20	
MBA20B	Milk Bar™ Adjustalock for MB20 and MBA20A	
MBA20A	Milk Bar™ 1 Calf Feeder c/w Hooks 'Click' Design (No Lid)	4ltr
MBA07A	Milk Bar™ Euro Calf Bucket c/w Teat (No Lid or Bracket)	9ltr
MBA07B	Milk Bar™ Lid Only for Euro Calf Bucket (Single)	
MB37B	Milk Bar™ 1 Veal Feeder c/w Ezi-Lock Hooks	8ltr



### TEAT HEIGHT MATTERS!



- Hanging feeders so teats are at 'udder height' is important.
- When calves drink at 'udder height' the oesophageal groove prevents milk entering the airways or rumen. This helps to prevent respiratory problems and acidosis.
- When feeders are hung too high, calves rub their teeth on the bottom of the feeder which can cause damage.
- For best results, place feeders so teats are 60-65cm from the ground!





# CALF REARING NATURALLY



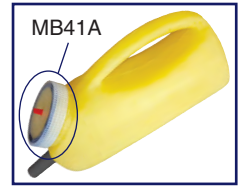
## CALF BOTTLE



MB40Y



MB40Y



MB40



## SINGLE CALF FEEDERS

**BEST SELLER**  
3.4ltr



MB20



MB20H



MBA20B



Secures MB20 and MBA20A to gates so the teat is at the correct height.

4ltr



MBA20A

**Click Design**



9ltr

MBA07B



MBA07A



8ltr



MB37B





## CALF REARING NATURALLY

Part No.	Description	Size / Suitable For
<b>MILK BAR™ COMPARTMENT CALF FEEDERS</b>		
MB18	Milk Bar™ 2 Compartment Calf Feeder c/w Ezi-Lock Hooks	2x2½ltr
MB29	Milk Bar™ 3 Compartment Calf Feeder c/w Ezi-Lock Hooks	3x2½ltr
MB66	Milk Bar™ 4 Compartment Calf Feeder c/w Ezi-Lock Hooks	4x2½ltr
MB23	Milk Bar™ 5 Compartment Calf Feeder c/w Ezi-Lock Hooks	5x2½ltr
MB27	Milk Bar™ 10 Compartment Calf Feeder c/w Metal Hooks	10x2½ltr
<b>MILK BAR™ NON COMPARTMENT CALF FEEDER</b>		
MB66A	Milk Bar™ 4 Calf Feeder c/w Ezi-Lock Hooks	36ltr
MB21	Milk Bar™ 5 Calf Feeder c/w Hooks Fitting 25mm and 40mm Rails	15ltr
MB26	Milk Bar™ 6 Calf Feeder c/w Ezi-Lock Hooks	36ltr
MB69B	Milk Bar™ 8 Calf Feeder c/w Ezi-Lock Hooks	60ltr
MB22	Milk Bar™ 10 Calf Feeder c/w Ezi-Lock Hooks	60ltr
MB28	Milk Bar™ 12 Calf Feeder c/w Metal Hooks	90ltr
MB47	Milk Bar™ 13 Calf Feeder c/w Metal Hooks	100ltr
MB14	Milk Bar™ 20 Free Standing Calf Feeder	120ltr



### CLEANING OF MILK BAR™ TEATS AND FEEDERS

Milk Bar™ Teats are made from a sustainable, natural rubber source. Use only alkaline detergents e.g. simple dish-washing liquid, and the rubber in Milk Bar teats will remain smooth and retain the 'bounce back' specification needed to perform on-farm.

DO NOT USE chlorine based detergents. Chlorine degrades natural rubber causing it to crack. This cracking can also cause the ends of the slit to tear, and the teats to leak sooner than expected.

#### Daily:

Rinse feeders and teats with cold water. (Teats do not need to be removed for cleaning.)



#### Twice a week (at least):

Scrub feeders with hot water (50°C) and dish washing liquid (or other **non-chlorinated detergent**).

Milk Bar teats have no valves. To clean, simply bend the teats over with a brush until a bubble appears back into the cleaning water in the feeder.





# CALF REARING NATURALLY



## COMPARTMENT CALF FEEDERS



MB18



MB29



MB66



MB23



MB27



## NON COMPARTMENT CALF FEEDERS



MB66A



MB21



MB26



MB22



MB28



MB47



MB14







## CALF REARING NATURALLY



### FEEDER ACCESSORIES



MB36A



MB58



MB62A



MB08

Part No.	Description	Size / Suitable For
<b>MILK BAR™ FEEDER ACCESSORIES</b>		
MB36A	Milk Bar™ Ezi-Lock Hooks Red Replacement Set	
MB58	Milk Bar™ Ezi-Lock Spring and Screw Set for MB36A (10Pk)	
MB62A	Milk Bar™ Metal Hooks One Size (Pr)	150mmx120mm
MB08	Milk Bar™ Teat Tool (Single)	



### VITALITY SYSTEM

Calves born in each week are allocated a colour until weaning.

**5 Pack**

Red Yellow Green Dark Blue Pink/Violet White Light Blue Grey Orange Black

4ltr

5xBottles

Plus: 5xChutes  
5xAligning Sockets

10xTops

10xTags

1xMAB01A 10xMBA10A

MBA24C

Part No.	Description	Size / Suitable For
<b>MILK BAR™ VITALITY CALF SYSTEM</b>		
MBA24C	Milk Bar™ Vitality Calf System (5Pk)	5x4ltr Bottles
MBA41B	Air Bleed for Vitality Bottle (Single)	



## CALF REARING NATURALLY



### MOBILE CALF FEEDERS



MBA31A



MBA48A



Part No.	Description	Size / Suitable For
<b>MILK BAR™ MOBILE FEEDERS</b>		
MBA31A	Milk Bar™ 50 Mobile Calf Feeder c/w Dual Section Tow Bar	500ltr
MBA48A	Milk Bar™ 60 Mobile Calf Feeder c/w Dual Section Tow Bar, Twin Axle	750ltr

Make life easy with a  mobile feeder





## CALF REARING NATURALLY

Part No.	Description	Size / Suitable For
<b>MILK BAR™ CALF BUDDY™ CALF TEATS AND FEEDERS</b>		
MBA13B	Milk Bar™ Calf Buddy™ Single Bucket c/w Black Teat	9ltr
MBA13H	Milk Bar™ Calf Buddy™ Feeder 2 Teats	20ltr
MBA13M	Milk Bar™ Calf Buddy™ Feeder 5 Teats	50ltr
MBA13A	Milk Bar™ Calf Buddy™ Teat Black (10Pk)	
MBA13D	Milk Bar™ Calf Buddy™ Teat Black and Connector (10Pk)	
MBA13C	Milk Bar™ Calf Buddy™ Pink Connector Only (10Pk)	
MBA13T	Milk Bar™ Calf Buddy™ Training Teat Yellow (10Pk)	
MBA13E	Milk Bar™ Calf Buddy™ Training Teat Yellow c/w Connector (10Pk)	
MBA13L	Lid Only for Milk Bar™ Calf Buddy™ Single Bucket MBA13B	
MB07B	Bracket for Single Hutch Buckets	
MBA13J	Lid Only for Milk Bar™ Calf Buddy™ 2 Feeder MBA13H	
MBA13N	Lid Only for Milk Bar™ Calf Buddy™ 5 Feeder MBA13M	

**Calf Buddy™**



New Hook System

### The Calf Buddy™ Hook System

**Secure the locking handle:**  
 Here for wire cages + 25mm gates  
 Here for 51mm cattle rails  
 Here for headlock gates



95cm-100cm  
 100cm-105cm  
 105cm-110cm  
 110cm-115cm  
 115cm-120cm  
 120cm-127cm

Measure the rail height and bolt the feeder to the hook using corresponding 3 holes.

from the manufacturers of





**Calf Buddy™ CALF REARING NATURALLY**



from the manufacturers of



MBA13B



MBA13H



MBA13M



MBA13A



MBA13D



MBA13C


**How to connect teats**



MBA13T



MBA13E



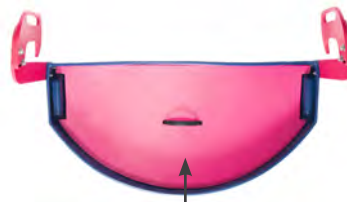
MBA13L



MB07B



MBA13J



MBA13N

**Calf Buddy.**





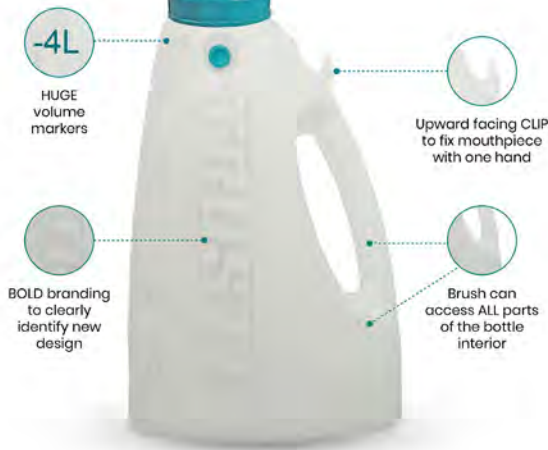
Part No.	Description	Size / Suitable For
<b>TRUSTITUBER FEEDING BOTTLES AND SPARES FOR GENERATION 2</b>		
ATT01A	Trusti Tuber Starter Kit for Calves 20-110kg in Weight (Generation 2)	4ltr
ATT02A	XS Trusti Tuber Starter Kit for Calves up to 20kg (Generation 2)	4ltr
ATT10A	Trusti Suckle Up Bottle c/w Teat (Generation 2)	4ltr
ATT01C	Trusti Tuber Mouthpiece, Tube and Cap for ATT01A (Generation 2)	
ATT02B	Trusti Tuber Cap with Hosetail, Purple for Trusti Bottles (Generation 2)	
ATT02C	XS Trusti Tuber Mouthpiece, Tube and Cap for ATT02A Purple (Generation 2)	
ATT01B	Trusti Tuber Cap with Hosetail, Aqua for Trusti Bottles (Generation 2)	
ATT10B	Trusti Suckle Up Cap and Teat for Trusti Bottles (Generation 2)	
ANT10C	Air Bleed for Trusti Tuber and Suckle Up Bottle (Single) (Generation1 and 2)	



**TRUSTI  
TUBER**

## NEW IMPROVED GENERATION 2 BOTTLE

### NEW FEATURES



### SAME LOVED FEATURES



### ONE HANDED 'CLICKING' IN PLACE



### EASY CLEANING





# STRESS-FREE CALF TUBE FEEDING

## Generation 2

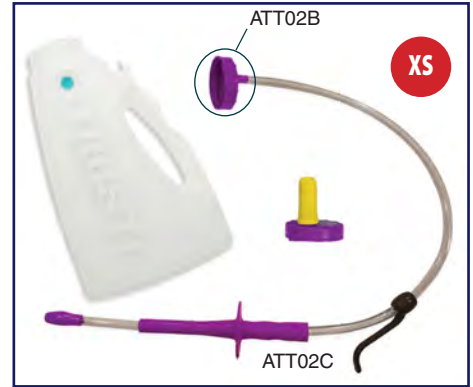
new improved bottle and cap for



ATT01A



Calf Size Markers



ATT02A

## Generation 2



ATT10A



ATT10B

ANTAHI BRANDED CAP

## Generation 2



## TRUSTI TUBER SPARES



ATT01C



ATT02C

ANTAHI BRANDED CAP



ATT01B



ANT10C



Head low

Head too high



TUBE







Part No.	Description	Size / Suitable For
<b>FLEXI TUBER (GENERATION 1)</b>		
ANT20A	Flexi Tuber Starter Kit (Generation 1)	4ltr
<b>TRUSTI SUCKLE UP BOTTLE (GENERATION 1)</b>		
ANT10A	Trusti Suckle Up Bottle c/w Teat (Generation 1)	4ltr
ANT10B	Trusti Suckle Up Cap and Teat for ANT10A (Generation 1)	
<b>TRUSTI AND FLEXI TUBER SPARES (GENERATION 1)</b>		
ANT01C	Trusti Tuber Mouthpiece, Tube and Cap for ANT01A Aqua (Generation 1)	
ANT02C	XS Trusti Tuber Mouthpiece, Tube and Cap for ANT02A Purple (Generation 1)	
ANT20B	Flexi Tuber Mouthpiece, Tube and Cap for ANT20A (Generation 1)	
ANT01B	Trusti Tuber Cap with Hosetail (Generation 1)	
<b>TRUSTI TUBER SPARES (GENERATION 1 AND 2)</b>		
ANT01G	Trusti Tuber Mouthpiece and Tube	
ANT01D	Trusti Tuber Tube Only	
ANT10C	Air Bleed for Trusti/Flexi Tuber and Suckle Up Bottle (Single)	
ANT01F	Mouthpiece Only for Trusti Tuber Aqua (Single)	
ANT01H	Trusti/Flexi Tuber Black Stopper with Handle	



**Bringing practical, quality and cost effective solutions to farm and animal rearing.**



**Saving lives and optimising lifelong performance**

**Providing the best quality colostrum in the best possible way**

**Pasteurisation, storage and feeding**



# STRESS-FREE CALF TUBE FEEDING



## GENERATION 1



ANT20A



Use the strap to secure the mouthpiece

## GENERATION 1

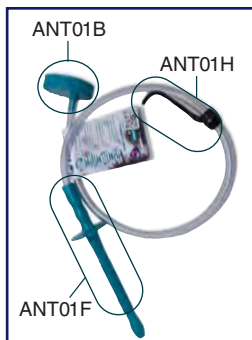


ANT10B

ANT10A



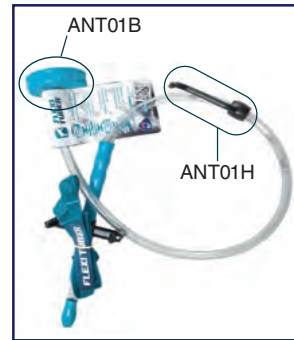
## GENERATION 1 TRUSTI AND FLEXI TUBER SPARES



ANT01C



ANT02C



ANT20B



ANT01B



## GENERATION 1 AND 2 TRUSTI AND FLEXI TUBER SPARES



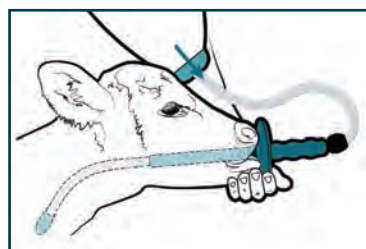
ANT01G



ANT01D



ANT10C





Part No.	Description	Size / Suitable For
<b>TRUSTI COLOSTRUM BAGS</b>		
ANT40A	Trusti Colostrum Bag Starter Kit (4xBags, Trusti Tuber, Black Teat, Tubing and Cap)	4ltr
ANT40B	Trusti Colostrum Bag Starter Kit (10xBags, Trusti Tuber, Black Teat, Tubing and Cap)	4ltr
ANT41B	Trusti Colostrum Bag Only Aqua (10Pk)	4ltr
ANT41D	Trusti Colostrum Bag Only Aqua (50Pk)	4ltr
ANT41E	Trusti Colostrum Bag Only Purple (10Pk)	2ltr
ANT41F	Trusti Colostrum Bag Only Purple (50Pk)	2ltr
<b>TRUSTI COLOSTRUM BAG SPARES</b>		
ANT42A	Trusti Tuber Attachment for Colostrum Bag	Tube Length 840mm
ANT02D	XS Trusti Tuber Attachment for Colostrum Bag	Tube Length 840mm
ANT42B	Trusti Colostrum Bag Black Teat, Tube and Cap (Single)	Tube Length 530mm
ANT42C	Trusti Colostrum Bag Cap With Hosetail Only (Single)	
ANT42F	Cap Only for Trusti Colostrum Bag Blank for 4ltr and 2ltr Bags Only (Single)	
ANT42D	Trusti Colostrum Bag Cap c/w Black Teat (Single)	
ANT43A	Trusti Insulation Bag for Colostrum Bag	Fits 4ltr
ANT43B	Trusti Bag Feeding Rack	
BR05	Bulk Tank Outlet Brush Superior Blue	686mmx54mm



## Usage Guidelines:

- Squeeze all the air out of the bag before freezing (otherwise it pops like a beer in a freezer)
- Avoid extra stress/kinking at the neck of the bag - i.e. lie the bags flat in the freezer
- Do not bend the neck of the Trusti bag
- Freezer temperature to not be less than -17°C
- Do not put hot/warm bag into the freezer - cool the bag in cold water first
- Careful packing and transport so as not to stress or crush the bags

## Cleaning Guidelines:



**Re-use  
up to  
5 times**





# TRUSTI<sup>®</sup> COLOSTRUM BAG

## STRESS-FREE COLOSTRUM FEEDING

4ltrs




ANT40A

10 or 50Pk



ANT41B



2ltrs



ANT41E

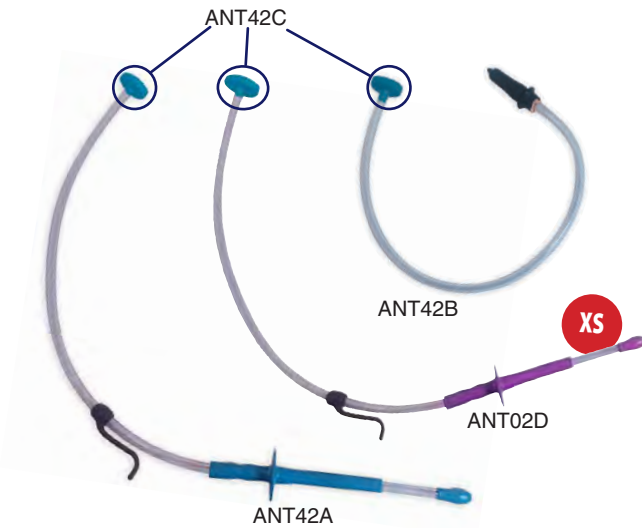


ANT41F



# TRUSTI<sup>®</sup> COLOSTRUM BAG

## SPARES



ANT42C

ANT42B

ANT02D

ANT42A

XS

Insulated 4ltr



ANT43A



BR05



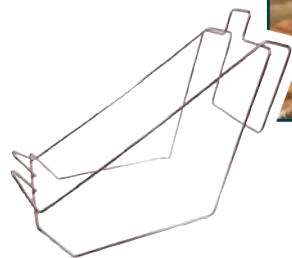
ANT42C



ANT42F



ANT42D



ANT43B





Part No.	Description	Size / Suitable For
<b>TRUSTI PASTEUR PRO M2</b>		
ANT51U	Trusti Pasteur Pro M2 c/w 3x4ltr + 3x2ltr Colostrum Bags, Trusti Tuber, Teat and Tube, Brush and Pen	
<b>TRUSTI PASTEUR PRO M2 SPARES</b>		
ANT42A	Trusti Tuber Attachment for Colostrum Bag	Tube Length 840mm
ANT42B	Trusti Colostrum Bag Black Teat, Tube and Cap (Single)	Tube Length 530mm
ANT42D	Trusti Colostrum Bag Cap c/w Black Teat (Single)	
<b>DAIRY SPARES BRIX REFRACTOMETERS</b>		
IN001A	Optical Refractometer	40mmx172mm
INO02A	Digital Refractometer	65mmx125mm

# TRUSTI PASTEUR PRO

Now with WiFi connection

## HEAT COOL THAW WARM

### Why pasteurise colostrum:

- Improve the absorption of crucial antibodies in the colostrum
- Improve storage and handling ability
- Minimise disease transfer

### Programmes available:

1. Pasteurise 60°C + Cool to Store
2. Pasteurise 60°C + Cool to Feed
3. Thaw to Feed
4. Warm to Feed
5. Preheat 50°C
6. Custom Programme
7. Maintain 50°C
8. Drain
9. Clean
10. Additional Settings
  - Pasteurise 57°C + Cool to Store
  - Pasteurise 57°C + Cool to Feed

# TRUSTI PASTEUR PRO

## STRESS-FREE COLOSTRUM PASTEURISATION

Holds 8ltrs colostrum



ANT51U



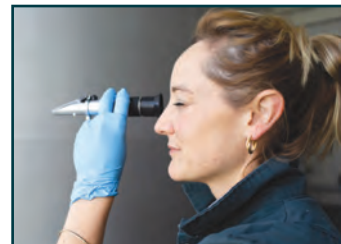
Dairy Spares

## BRIX REFRACTOMETERS

Optical



IN001A



Digital



INO02A



Part No.	Description	Size / Suitable For
<b>DAIRY SPARES CALF COATS</b>		
CC21L	Tough Cover Calf Jacket Premium Brown, 200g	75cm
CC21A	Tough Cover Calf Jacket Standard Blue, 150g	70cm
CC21B	Tough Cover Calf Jacket Standard Blue, 150g	80cm
CC21C	drytex Comfy Calf Jacket	75cm
<b>LAMINA FLEXIBLE CALF BUCKETS</b>		
BU01	Calf Bucket Flexible and Durable Blue	1¼gal(5ltr)
BU02	Calf Bucket Flexible and Durable Blue	2gal(10ltr)
BU08	Dumpy Wide Top Bucket Flexible and Durable Blue	2gal(10ltr)
BU09	Feed Bucket Flexible and Durable Blue	3gal(14ltr)
<b>LAMINA TOUGH CALF BUCKETS</b>		
BUT01G	Calf Bucket Rigid and Tough Green	1¼gal(5ltr)
BU03G	Calf Bucket Rigid and Tough Green	2gal(9ltr)
<b>DAIRY SPARES CALF BALL</b>		
CCA01A	Calf Tuoy c/w Inflation Adaptor and Quick Link	Medium
<b>BETTERSTART CALF BOTTLE</b>		
CB04	Betterstart Calf Bottle c/w Teat	2½ltr
CB05	Betterstart Spare Teat to Fit CB04	
CB06	Betterstart Spare Cap to Fit CB04	
CB07	Betterstart Stomach Tube to Fit CB04	



## CALF BUCKETS

### OWN LABEL BUCKETS



#### MOQ

BU01	1200
BUT01G	1200
BU02	640
BU03G	640
BU08	480
BU09	375

Price per print per side per colour

- All Lamina buckets are manufactured in the UK
- High quality strong metal handle with collars
- Measurements in litres and gallons on the inside of bucket
- Recycled material available in some designs
- Own barcodes and labels can be added for full pallet orders
- Printing of logos in single or full colour available for MOQ of one pallet

**Dairy Spares** CALF COATS



**LAMINA FLEXIBLE CALF BUCKETS**



**LAMINA TOUGH CALF BUCKETS**



**Dairy Spares** CALF TUOY



**Betterstart**



**Part No. Description Size / Suitable For**

**HIKO VALVE BUCKETS**

MS06	Hiko® Calf Individual Supersuckler	
MB07	Hiko® Single Calf Bucket c/w 1 Teat, Grey	2gal
MBA07C	Hiko® Single Calf Bucket c/w 1 Teat, Opaque	2gal
MB07B	Bracket for Hiko Calf Buckets	

**HIKO 1-CLICK BUCKETS**

MBA08C	Hiko "Click" System Valve + Teat White Single	
MBA08D	Hiko "Click" System Valve Only Single	
MBA08A	Hiko "Click" System Teat White Single	
MBA05T	Hiko Calf Bucket Single Opaque c/w "Click" Teat	13ltr
MBA08T	Hiko Calf Bucket Single Opaque c/w "Click" Teat	9ltr
MBA08B	Hiko Calf Bucket Single Blue c/w "Click" Teat	9ltr

**DAIRY SPARES CALFMASTER BRUSH**

CBA48A	CalfMaster Rotating Calf Brush Complete (Max 50 calves per brush)	0.18kW, 54cmx31cm
--------	---	-------------------

**DAIRY SPARES MILK WARMERS**

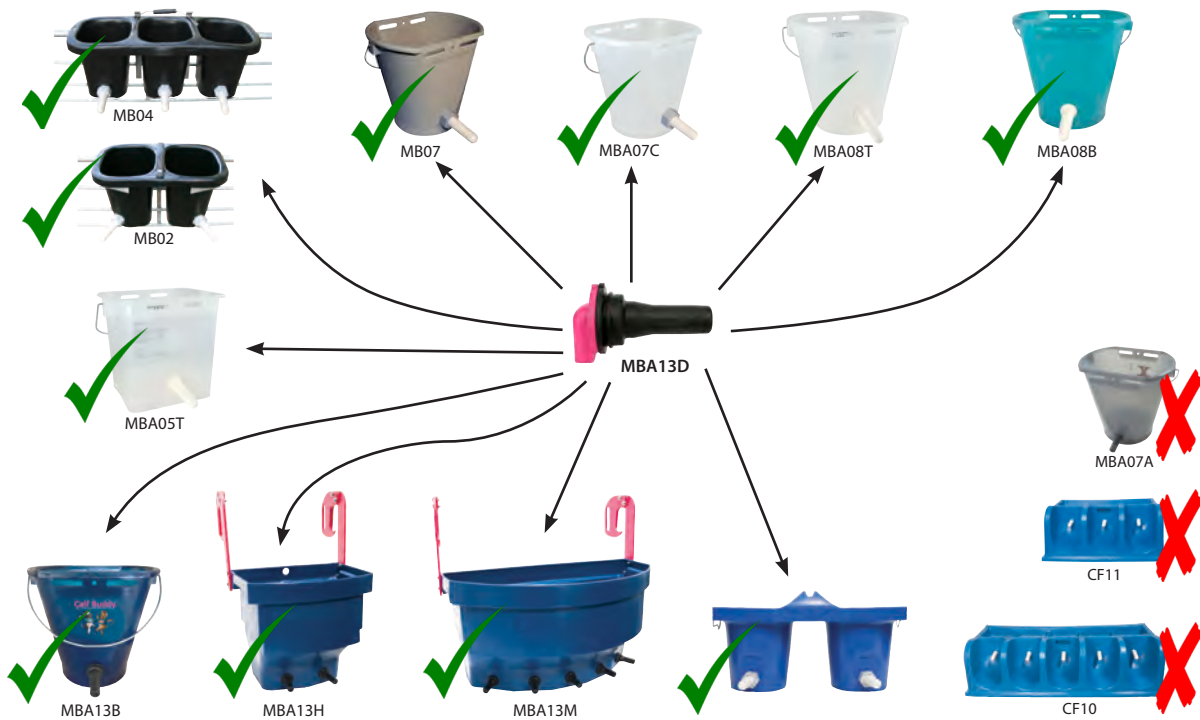
MWA23A	Handy Milk Warmer Polished, 2.3kW, Blue Handle	86cm
MWA23C	Handy Milk Warmer Polished, 2.3kW, Blue Handle c/w Suspension Kit	86cm
MWA23B	Handy Milk Warmer Suspension Bracket Only for MWA23A	
MW14	Milk Warmer Suspension Bracket Only for Older Versions	
MWA19A	Milk Warmer PCB and Sensor for MWA11A and MWA20A Only	
MW19	Milk Warmer PCB and Sensor for Mkl Milk Warmer c/w Lead (MW11)	
MW13A	Thermostat Only for Milk Warmers MW11A, MW11B, MW12A and MW12B	



**Calf Buddy™**  
Two horses are better than one



## Which calf buckets are suitable for Calf Buddy™ Teat and Connector?





# HIKO HUTCH BUCKETS

## HIKO Hutch Buckets



MS06



MB07

9LTR  
GREY



MBA07C


9LTR  
OPAQUE

BRACKET ONLY



MB07B

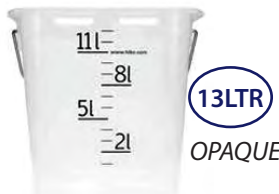
## HIKO Hutch Buckets (1-Click)



MBA08D

MBA08A

MBA08C



MBA05T

13LTR  
OPAQUE



MBA08T

9LTR  
OPAQUE



MBA08B

9LTR  
BLUE

## Dairy Spares CALFMASTER ROTATING CALF BRUSH



CBA48A

Swings and rotates

CalfMaster Rotating Calf Brush	
Max. calves per brush	50 calves 3-12 months of age
Brush size	ø31cm x 54cm
Surface finish	Hot Dipped Galvanised
Motor power	0.18kW
Installation	Inside
Action	Rotates clockwise 30rpm

## Dairy Spares Handy MILK WARMER



NEW DESIGN

MWA23A

MWA23C



Part No.	Description	Size / Suitable For
<b>MILK BAR™ LAMB/KID FEEDERS</b>		
MB06	Milk Bar™ Colostrum Lamb/Kid Teat Yellow, Supple (Single)	
MBA06A	Milk Bar™ Colostrum Lamb/Kid Teat Yellow, Supple (10Pk)	
MB15	Milk Bar™ Lamb/Kid Teat Black, Firm (Single)	
MBA15A	Milk Bar™ Lamb/Kid Teat Black, Firm (10Pk)	
MB34Y	Milk Bar™ Lamb/Kid Training Bottle Yellow Teat	3ltr
MB34	Milk Bar™ Lamb/Kid Training Bottle Black Teat	3ltr
MB41A	Milk Bar™ Cap for Calf/Lamb/Kid Training Bottle MkII	
MB46Y	Milk Bar™ 3 Lamb/Kid Feeder Yellow Teats	4ltr
MB46B	Milk Bar™ 3 Lamb/Kid Feeder Black Teats	4ltr
MB39Y	Milk Bar™ 5 Compartment Lamb/Kid Feeder c/w Ezi-Lock Hooks, Yellow Teats	5x300ml
MB39	Milk Bar™ 5 Compartment Lamb/Kid Feeder c/w Ezi-Lock Hooks, Black Teats	5x300ml
MB16Y	Milk Bar™ 7 Lamb/Kid Feeder Yellow Teats	15ltr
MB16	Milk Bar™ 7 Lamb/Kid Feeder Black Teats	15ltr
MB17Y	Milk Bar™ 10 Lamb/Kid Feeder c/w Ezi-Lock Hooks, Yellow Teats	35ltr
MB17	Milk Bar™ 10 Lamb/Kid Feeder c/w Ezi-Lock Hooks, Black Teats	35ltr
MBA11A	Milk Bar™ 20 Lamb/Kid Feeder Black Teats	100ltr
MBA09A	Milk Bar™ 30 Lamb/Kid Feeder Black Teats	120ltr
MB36A	Milk Bar™ Ezi-Lock Replacement Set	
MB62A	Milk Bar™ Metal Hooks Replacement Set	
<b>MILK BAR™ LAMB/KID AD LIB FEEDER</b>		
MBA16M	Milk Bar™ 27 Lamb/Kid Ad Lib Feeder Black Teat	120ltr
MBA16N	Lid for Milk Bar™ 27 Lamb/Kid Ad Lib Feeder	



## "NATURAL SUCKLING" LAMB/KID FEEDERS



Saliva

Start lambs and kids on the softer  yellow colostrum teat (MB06) before moving them onto the firmer  black teat (MB15).

These are not recommended for use as ad-lib feeders.



Lambs feeding on MB17



Lambs feeding on MB17



# "NATURAL SUCKLING" LAMB/KID FEEDERS




10 x MB06  
MBA06A



10 x MB15  
MBA15A



MB34Y



MB34



MB46Y



MB46B



MB39Y

MB39



MB16Y



7 Teats



MB16



MB17Y



MB17



MBA11A



MBA09A



MB36A



MB62A



## AD LIB LAMB FEEDER



MBA16M



MBA16N



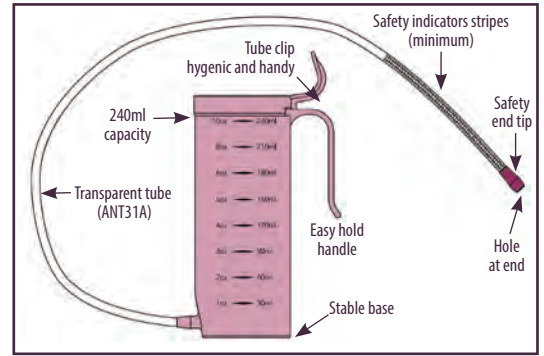
Part No.	Description	Size / Suitable For
<b>TRUSTITUBER LAMB/KID GOAT COLOSTRUM FEEDER</b>		
ANT30A	Trusti Tuber Lamb/Kid Goat Colostrum Feeder	240ml
ANT31A	Trusti Tuber Lamb/Kid Goat Colostrum Feeder Spare Tube Only (Single)	4.3mmx6.3mmx510mm
<b>TRUSTI COLOSTRUM BAGS FOR LAMBS/KIDS</b>		
ANT44A	Trusti Tuber Lamb/Kid Colostrum Kit Starter Kit (4Pk)	1ltr
ANT44T	Trusti Tuber Lamb/Kid Teat and Cap (6Pk)	
ANT44B	Trusti Tuber Lamb/Kid Colostrum Bag (10Pk)	1ltr
ANT44D	Trusti Tuber Lamb/Kid Colostrum Bag (50Pk)	1ltr
ANT41G	Trusti Tuber Lamb/Kid Colostrum Bag (10Pk)	½ltr
ANT41H	Trusti Tuber Lamb/Kid Colostrum Bag (50Pk)	½ltr
<b>GOAT AND SHEEP HAND MILKER</b>		
KUG01A	Handy Little Milker for Goats and Sheep	



Problem	Solution
Cannot fill the vessel before passing the tube so requires a spare vessel/person/third hand to fill the container.	All in one, one-handed operation. Vessel can be prefilled and placed on ground or held using 'easy hold handle' while tube is positioned (ensuring fluid line is below the tube so no liquid is lost).
The vessel cannot hold liquid on its own so a second container is required.	Flat base and tube clip to keep the tube above the fluid line.
Tube always touching dirty surfaces.	Tube clip keeps tube clean.
Difficult to go straight from milking a ewe to tubing her weak lamb(s).	Seamlessly milk into the vial and fetch and tube the lamb(s) with the one unit.
Use of a urinary catheter rather than a purpose made tube means the holes are at the side of the tube. Sometimes the side holes are blocked by the wall of the oesophagus so the liquid does not flow easily. It is impossible for the tube to be adequately cleaned.	Large hole at the end so it does not become blocked and enabling the whole tube to be cleaned.
Red rubber tube (Roslam lamb reviver) – impossible to know when clean and the material cracks harbouring bacteria.	Transparent tube and easy clean PVC.
Red rubber tube very soft and can coil in the throat leading to drowning.	Safety tip design and appropriate flexibility of tube enables safe swallowing and prevents coiling yet is soft enough to be comfortable and prevent damage.
Very difficult to see the tube tip in the oesophagus so farmer cannot check how far down the tube was and cannot easily check the tube is not in the airway.	Special tube safety tip to prevent airway insertion and enable the user to see the tube travel down the neck within the oesophagus.
Often the tube passed either too far or not far enough or the tube pulls out during feeding.	Printing on the tube so the user knows when the tube is passed a safe distance.
Low volume – lambs/kids not given sufficient colostrum because the operator is unlikely to tube twice.	240ml capacity, sufficient volume for large kids/lambs.
Syringe option can create too much pressure.	Gravity fed.



# Easy Lamb/Kid Goat Colostrum Feeder For One-Handed Operation



Step 1 - Pass tube



Step 2 - Hold tube in position



Step 3 - Raise vial



Handy  
LITTLE  
MILKER







**2024**



**Edition**

# Calf and Lamb Product Catalogue

Dairy Spares Ltd, Godwin House, Mullbry Business Park, Shakespeare Way, Whitchurch, Shropshire, SY13 1GR  
Tel: 01948 667676 email: sales@dairyspares.com www.dairyspares.co.uk

